


A large red and black industrial compressor unit is the central focus, positioned in a factory environment. The unit features a prominent Chicago Pneumatic logo on its side and a control panel with a digital display and buttons. The background shows a complex industrial structure with various pipes and machinery, all in grayscale. A large red circle is superimposed over the upper right portion of the image, containing the main text.

**Improved  
performance  
with smarter  
connectivity**


CPI 75-120  
CPM 75-100

# The Product | Design highlights



## 1 New Drive Train for higher Productivity

- New Drive Train:
- IE3 Premium Efficiency Motor with Bi-Metal Switch
- Integrated Gear Box Design



## 2 Smart Sensors

- Maintenance-free with Adaptability feature
- Adapts to Different Operating Conditions



## 3 Ease of Service

- One access for service, 5 Service Panel of accessibility.



## 4 Oil and Air Cooler for harsh conditions

- Coolers for Harsh Tropical Conditions
- ABB Type II Contactors



## 5 Swipe and touch Controller

- HD Display
- Intuitive, easy Graphic User Interface
- Standard ICONs link connectivity
- Built-in Phase sequence Relay
- Remote monitoring
- Built-in Sequencer for 6 Compressors



## 6 Electric Panel

- Highly Reliable Type II ABB Contactor
- IP55 Control Panel
- Built in PSR for Drive Train



## 7 Heavy Duty Inlet Filter


- Heavy Duty Air filter

# Modular CPI 75-120 & CPM 75-100



**Modular Architecture**

**Smarter connectivity**



**38 Ton** per year reduction of CO<sub>2</sub> #

**Enhanced Sustainability**



**Improved Performance**



Compressor Type	Pressure variant	Max. working pressure Work Place		Capacity FAD*			Installed motor power		Noise level**	Weight	
		bar (e)	psig	l/s	m3/min	cfm	kW	hp		kg	lbs
CPI 75	7.5	7.5	109	182	10.9	386	55	75	72	1300	2860
	8.5	8.5	123	174	10.4	369	55	75	72	1300	2860
	10.5	10.5	152	159	9.5	337	55	75	72	1300	2860
	13	13	189	131	7.9	278	55	75	72	1300	2860
CPI 100	7.5	7.5	109	252	15.1	534	75	100	72	1500	3300
	8.5	8.5	123	236	14.2	500	75	100	72	1500	3300
	10.5	10.5	152	216	13.0	458	75	100	72	1500	3300
	13	13	189	180	10.8	382	75	100	72	1500	3300
CPI 120	7.5	7.5	109	286	17.2	606	90	120	72	1600	3520
	8.5	8.5	123	265	15.9	562	90	120	72	1600	3520
	10	10	145	246	14.8	522	90	120	72	1600	3520
	13	13	189	210	12.6	445	90	120	72	1600	3520
CPM 75	7.5	7.5	109	173	10.4	367	55	75	75	1300	2860
	8.5	8.5	123	159	9.5	337	55	75	75	1300	2860
	10.5	10.5	152	144	8.6	305	55	75	75	1300	2860
CPM 100	7.5	7.5	109	228	13.7	483	75	100	75	1350	2970
	8.5	8.5	123	214	12.8	454	75	100	75	1350	2970
	10	10	145	187	11.2	396	75	100	75	1350	2970

Dimensions	Standard					
	L (mm)	W (mm)	H (mm)	L (in)	W (in)	H (in)
CPI 75-120 / CPM 75-100	1,869	1,221	1,795	73.6	48.1	70.7

-  **Regulation**  
Fixed Speed
-  **Variants**  
Floor Mounted
-  **Pressure Rating**  
7.5, 8.5, 10 & 13 bar range
-  **Power size**  
75 HP, 100HP & 120 HP
-  **Voltages**  
400/50

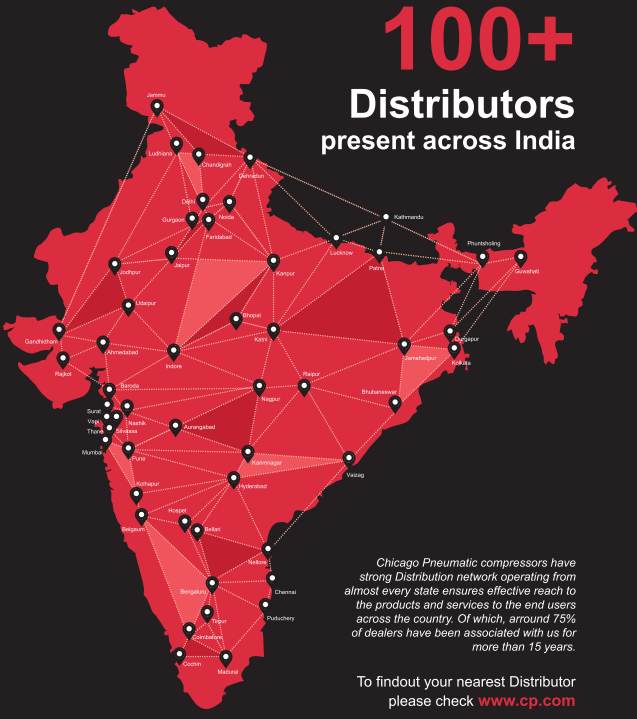




# People. Passion. Performance.

For more information, please contact your CP partner:

### Dealer Network



**100+**  
Distributors  
present across India

*Chicago Pneumatic compressors have strong Distribution network operating from almost every state ensures effective reach to the products and services to the end users across the country. Of which, around 75% of dealers have been associated with us for more than 15 years.*

To findout your nearest Distributor please check [www.cp.com](http://www.cp.com)

### Regional Customer Centers

West	Maharashtra
North	Gurgaon
East	Kolkata
Central	Hyderabad
South	Bangalore

**Area offices:** Ahmedabad, Baroda, Chandigarh, Chennai, Pune  
**Resident offices:** Coimbatore, Erode, Kochi, Jaipur, Raipur, Vizag

**Toll Free No.: 1800 120 110 040**  
**Email: [customer.care@cp.com](mailto:customer.care@cp.com)**

